NOTES:
1. DESIGN GENERALLY IN ACCORDANCE WITH SELLAFIELD LTD ENGINEERING SPECIFICATION ES_1_2223_2 AND BS EN IEC 61558 PARTS 1 & 2-4.
2. AMBIENT TEMPERATURE OPERATING RANGE -5°C TO +35°C.
3. FABRICATED FROM MILD STEEL, FINISHED WITH A ZINC PHOSPHATE PRE-TREATMENT AND ELECTROSTATICALLY APPLIED POLYESTER POWDER COATING, SHADE BS4800 18B25 (DARK ADMIRALTY GREY).
4. CABLE ACCEPTANCE FOR INCOMING & OUTGOING TERMINALS, 10mm² MAX. APPROXIMATE TERMINATION DISTANCES ARE SHOWN HEREIN.
5. THE TRANSFORMER HAS SEVERAL PRIMARY TAPPINGS; 10, 0, 220, 240 & 260V (0V & 240V TAPS ARE CONNECTED BY DEFAULT).
6. OVERALL ASSEMBLY IP: IP31.
7. OVERALL APPROXIMATE WEIGHT OF ASSEMBLY: 75kG.
8. REFER TO SHEET 2 FOR MORE DETAILS/INFORMATION.

ITEM LIST			
ITEM No.	PART NUMBER	DESCRIPTION	QTY
1	S050667	ENCLOSURE FOR 2-5KVA SELLAFIELD TRANS. B33870 FIN:B/06	1
2	S120179	LID TH/B FINISH: B/06 C6045 SHEET 2	1
3	S050462	FUSE ENCLOSURE FOR BNFL TH C18804 FIN:B/06	1
4	S120282	LID FOR FUSE ENCL. BNFL TH C18805 FIN:B/06	1
5	S120336	LOUVRE PLATE MESH FOR FUSE ENCL. 2-5KVA TRANS. C19627 NO FIN	1
6	S120334	LOUVRE PLATE FOR 2-5KVA TRANS. E33871 FIN:B/06	2
7	S120335	LOUVRE PLATE MESH FOR 2-5KVA TRANS. E33872 NO FIN	2
8	S200275	SCREW HEX HD BRASS M6 X 35 SELF COLOUR	1
9	S150023	NUT HEX HD FULL BRASS M6 SELF COLOUR	3
10	S260056	WASHER PLAIN BRASS M6 S/C FORM A	4
11	S200172	SWITCH ROTARY 32A DP KG32BT202/GBA018E	1
12	S225099	TRANS 5KVA 240/110V CT MT CU SSES	1
13	S210420	TRANSFORMER FIXING STRAP 162MM CTRS SK2198 NO FIN	2
14	S060418	FUSEHOLDER & BASE WHITE RS63H-W	2
15	S150012	NEUTRAL LINK 63A RS 242-1061	2
16	S060152	FUSEHOLDER & BASE RS63H	1
17	S060053	FUSE 50A HRC LAWSON TIS50	1

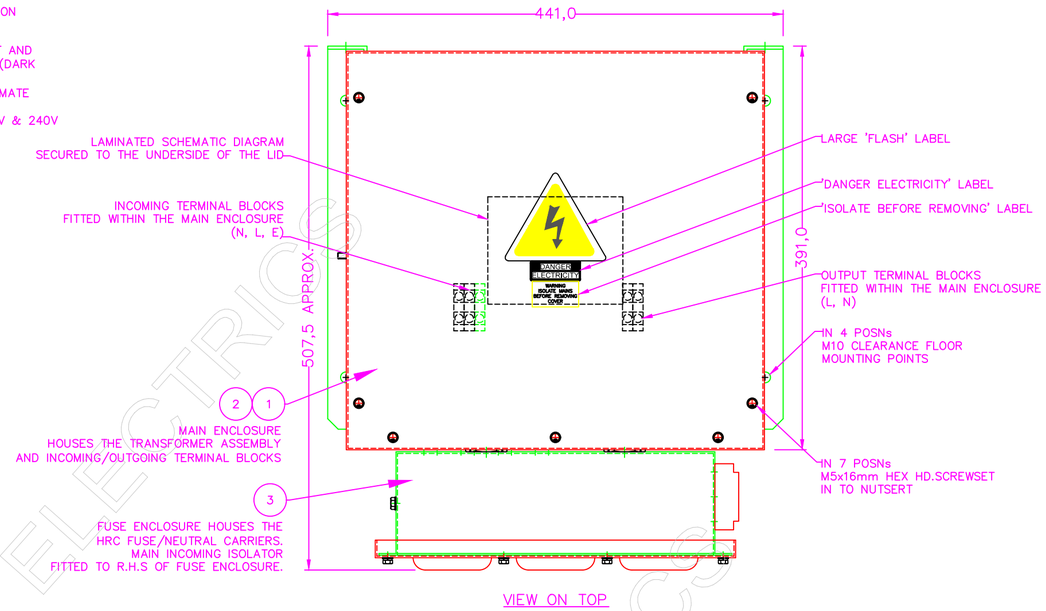

VIEW ON TOP

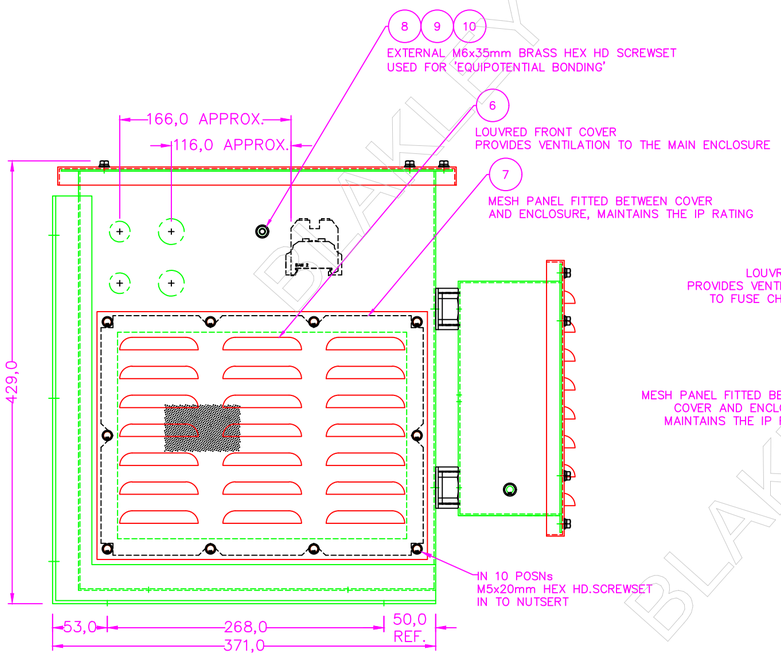

VIEW ON L.H.S

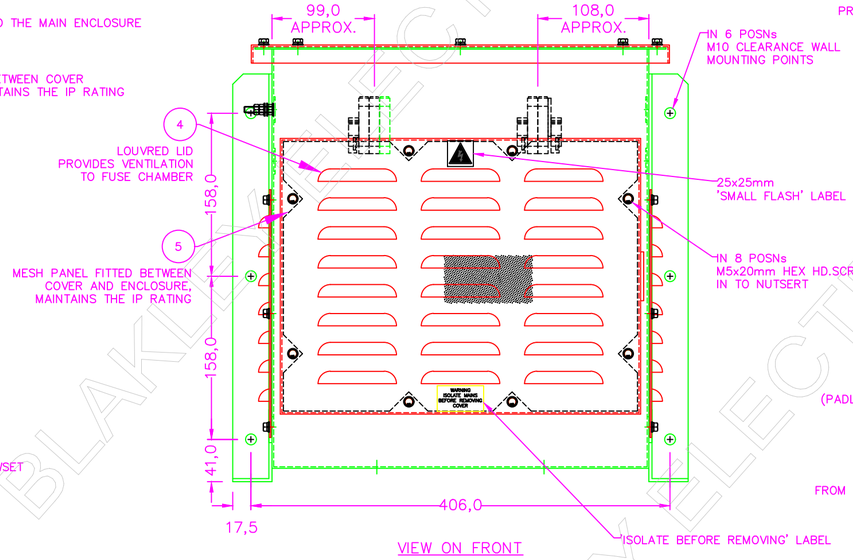

VIEW ON FRONT

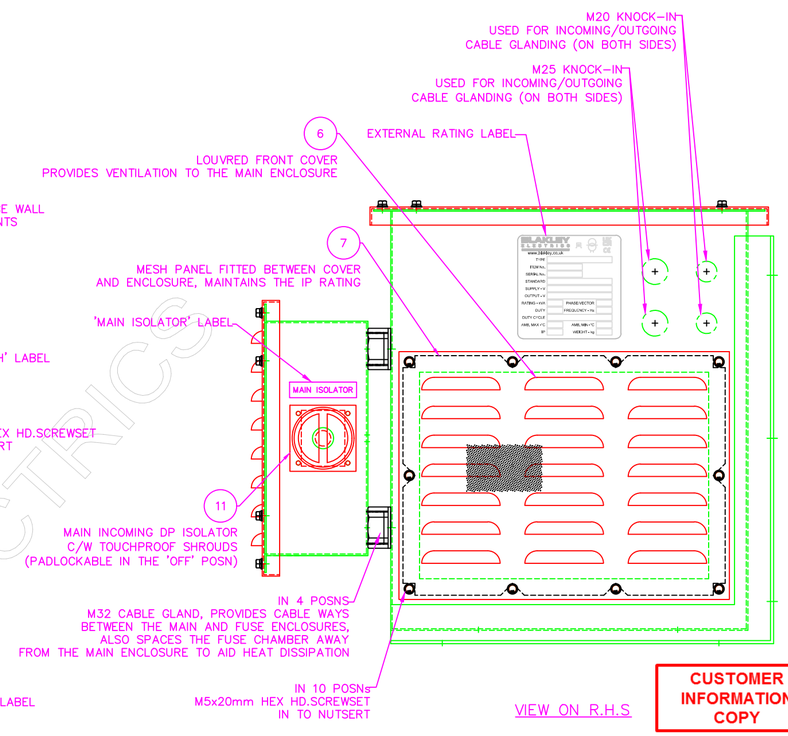

VIEW ON R.H.S

CUSTOMER INFORMATION COPY

REV:	–		
EDR:	–		

UNLESS OTHERWISE STATED:–
ALL DIMENSIONS IN MM.
EWM REFERS TO ENGINEERING & WORKSHOP MANUAL
TOLERANCES TO EWM SECTION 3.1.3
FIXING STD TO EWM APPENDIX D.
WIRING STD EWM SECTION 4.
WELDING STANDARD TO QAI 061.

DO NOT SCALE THIS DRAWING. IF IN DOUBT, ASK

TITLE
GENERAL ASSEMBLY FOR TH/1/5/240-110NE SELLAFIELD

MATERIAL | BASED ON
REF. S210414 | COPY ISSUED 12 Sep 2022
ORIGINAL SCALE 1:4
DATE. 19.04.22
DRN. B.W.
CHKD.
APPD.

BLAKLEY ELECTRICS

DRAWING No. B36732 | REVISION
SHEET 1 OF 2

A2

THIS DRAWING IS THE PROPERTY AND COPYRIGHT OF BLAKLEY ELECTRICS AND MUST NOT, WITHOUT THEIR WRITTEN CONSENT, BE PASSED ON, COPIED, OR USED FOR ANY OTHER PURPOSE. THIS COPY IS UNCONTROLLED UNLESS OTHERWISE MARKED.