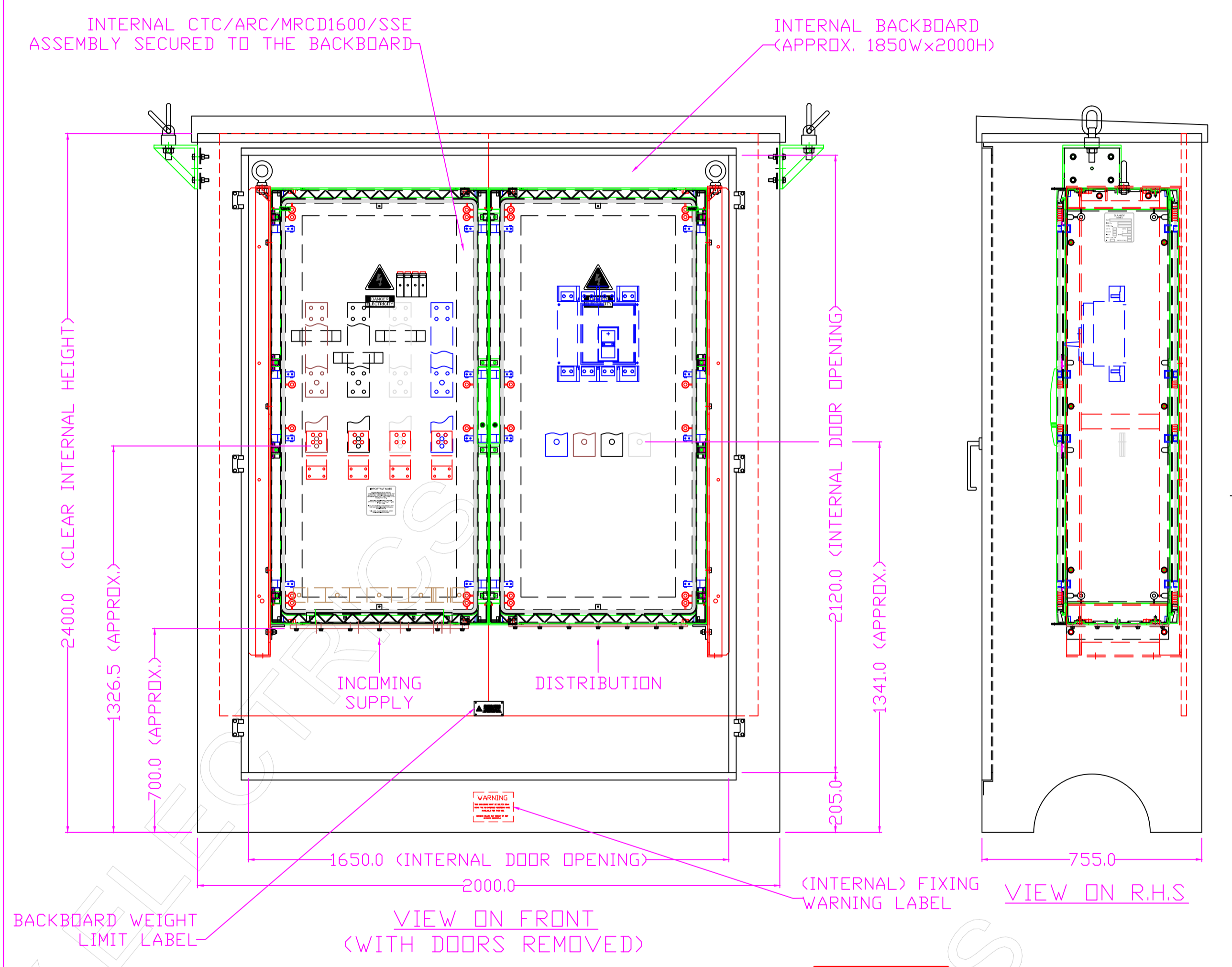
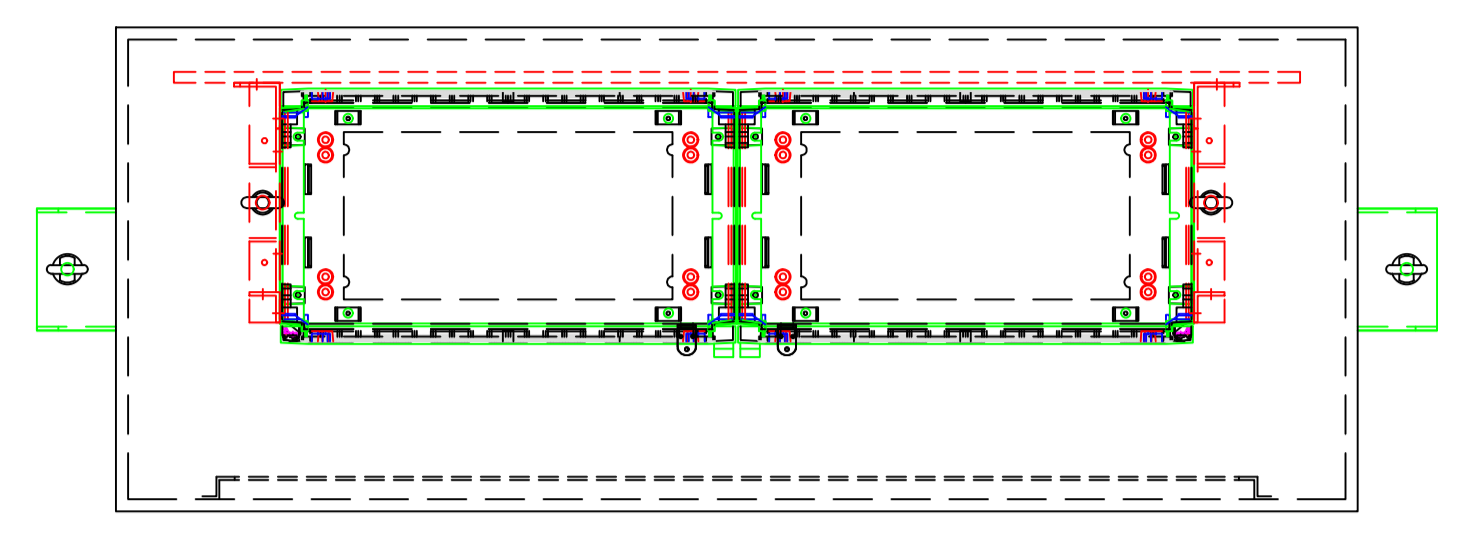
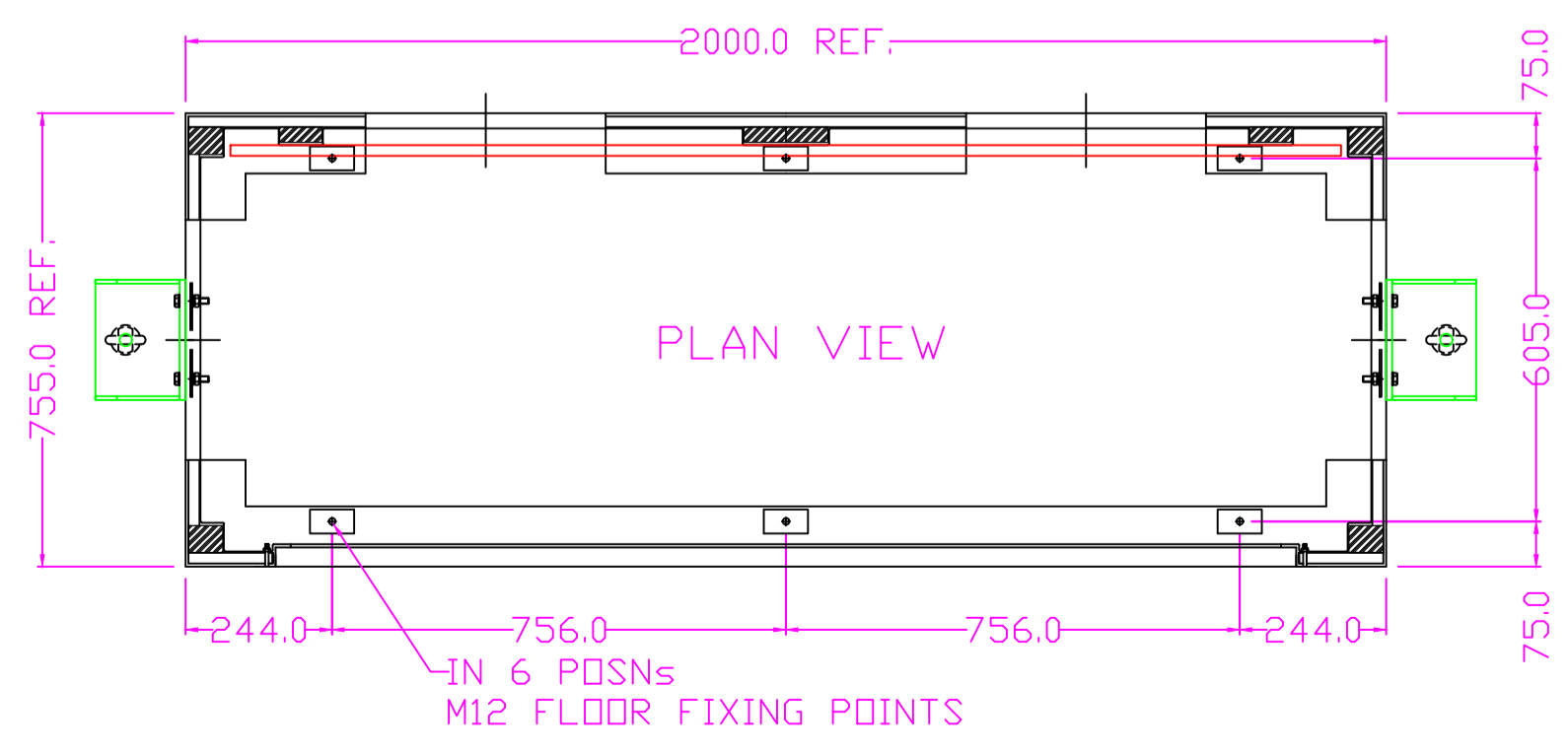


EXTERIOR DETAILS



INTERNAL DETAILS

- NOTES
1. THE ABOVE ASSEMBLY SHOWS ISIA ENCLOSURE S050473, EQUIPPED WITH INTEGRAL S031350A CTC/ARC/MRCD1600/SSE CT CHAMBER.
  2. REFER TO DRAWING A36264 FOR MORE DETAILS ON THE INTERNAL ASSEMBLY.
  3. FLOOR CLEARANCE AND TERMINATION DISTANCE DIMENSIONS TO THE INTERNAL ASSEMBLY ARE APPROXIMATE.
  4. ASSEMBLY TO BE SECURELY BOLTED DOWN BY THE INSTALLER FOR STABILITY.
  5. OVERALL WEIGHT OF ASSEMBLY = 725kg.
  6. OVERALL IP RATING = IPXX

CUSTOMER INFORMATION COPY

THIS DRAWING IS THE PROPERTY AND COPYRIGHT OF BLAKLEY ELECTRICS AND MUST NOT, WITHOUT THEIR WRITTEN CONSENT, BE PASSED ON, COPIED, OR USED FOR ANY OTHER PURPOSE. THIS COPY IS UNCONTROLLED UNLESS OTHERWISE MARKED.

REV: -	EDR: -	MATERIAL	BASED ON
UNLESS OTHERWISE STATED:- ALL DIMENSIONS IN MM. EWM REFERS TO ENGINEERING & WORKSHOP MANUAL TOLERANCES TO EWM SECTION 3.1.3 FIXING STD TO EWM APPENDIX D. WIRING STD EWM SECTION 4. WELDING STANDARD TO QAI 061.			
REF: S201353	COPY ISSUED 16 Mar 2022	ORIGINAL SCALE 1:12	DATE: 16.03.22
TITLE GENERAL ASSEMBLY FOR ISIA/CTC/ARC/MRCD 1600/SSE		DRN. B.W.	DRAWING No. A36637
CHKD.	APPD.	REVISION	