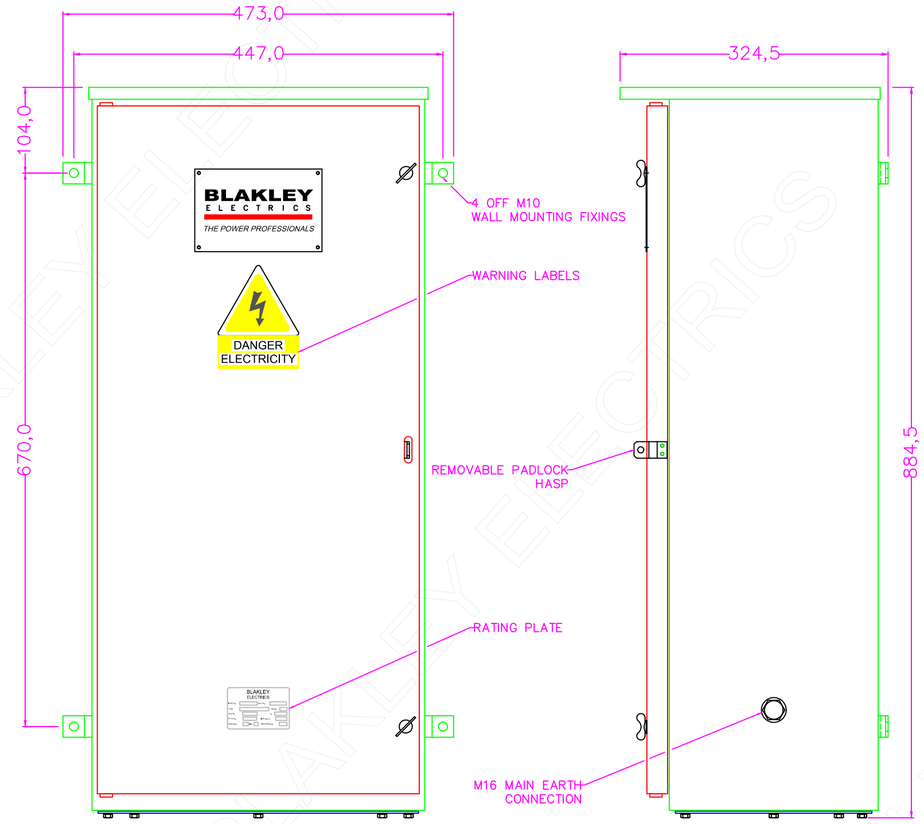

VIEW ON FRONT

VIEW ON R.H.S

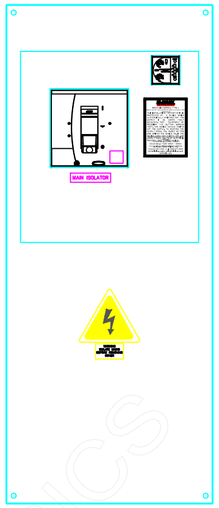

VIEW ON INSET PLATE
N.T.S

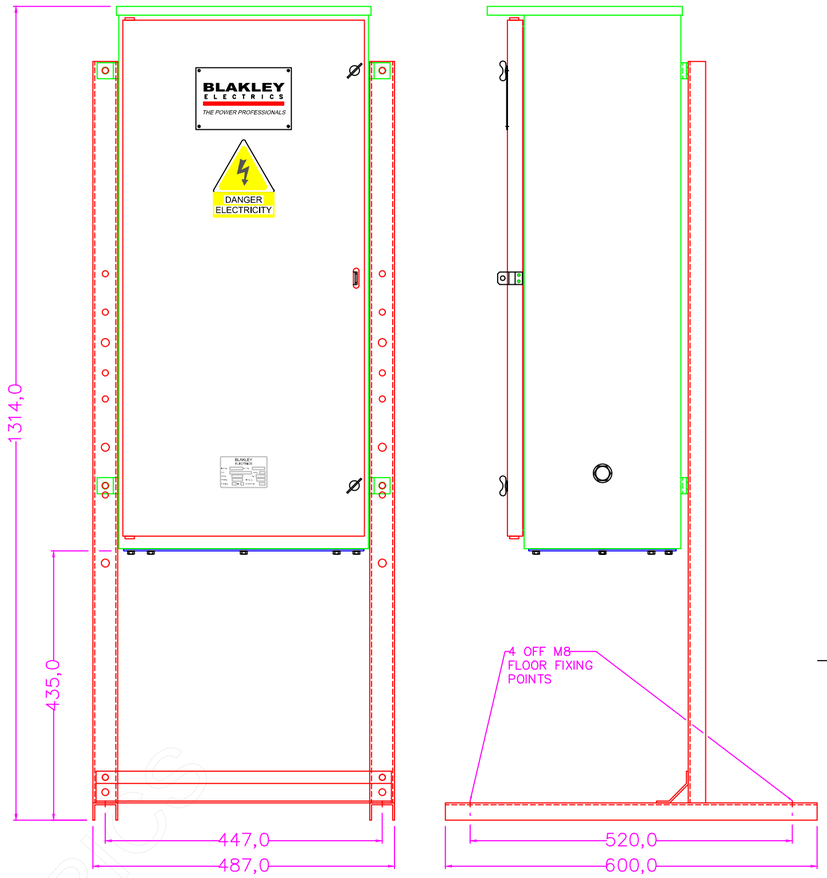

VIEW WITH OPTIONAL STAND
N.T.S

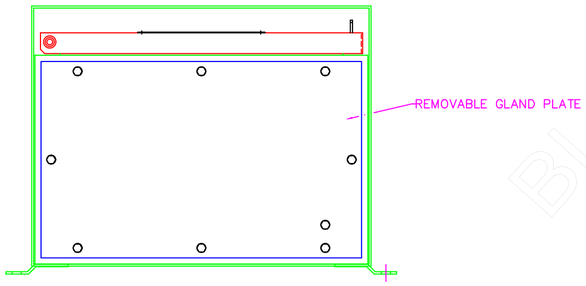

VIEW ON UNDERSIDE

CUSTOMER
INFORMATION
COPY

NOTES:
INCOMER TERMINATION DISTANCE – 490mm
INCOMER MAX CABLE ACCEPTANCE – M10 LUG CONNECTION MAX PALM WIDTH 32mm
IP RATING – IP54

THIS DRAWING IS THE PROPERTY AND COPYRIGHT OF BLAKLEY ELECTRICS AND MUST NOT, WITHOUT THEIR WRITTEN CONSENT, BE PASSED ON, COPIED, OR USED FOR ANY OTHER PURPOSE. THIS COPY IS UNCONTROLLED UNLESS OTHERWISE MARKED.

REV:	–
EDR:	–
UNLESS OTHERWISE STATED:– ALL DIMENSIONS IN MM. TOLERANCES TO H30052 FIXING STANDARD TO H30051 WIRING STANDARD TO H20051 WELDING STANDARD TO QAI 061.	MATERIAL / SIZE
DO NOT SCALE THIS DRAWING. IF IN DOUBT, ASK	REF. S201024R / COPY ISSUED 06 Mar 2020
TITLE GENERAL ASSEMBLY SRC 400A	ORIGINAL SCALE 1:5 / DATE. 19/02/20 / DRN. P.R / CHKD. / APPD.
	BLAKLEY ELECTRICS LIMITED
	DRAWING No. B32349 / REVISION

A2