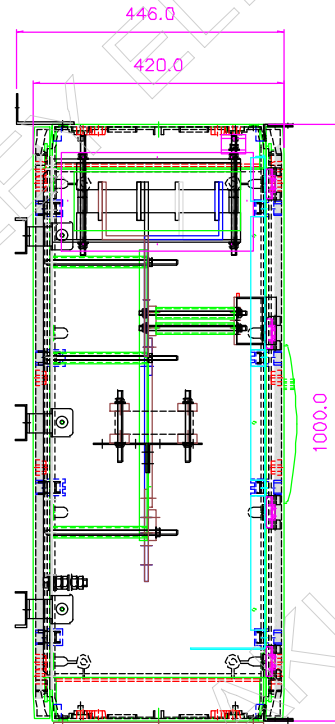
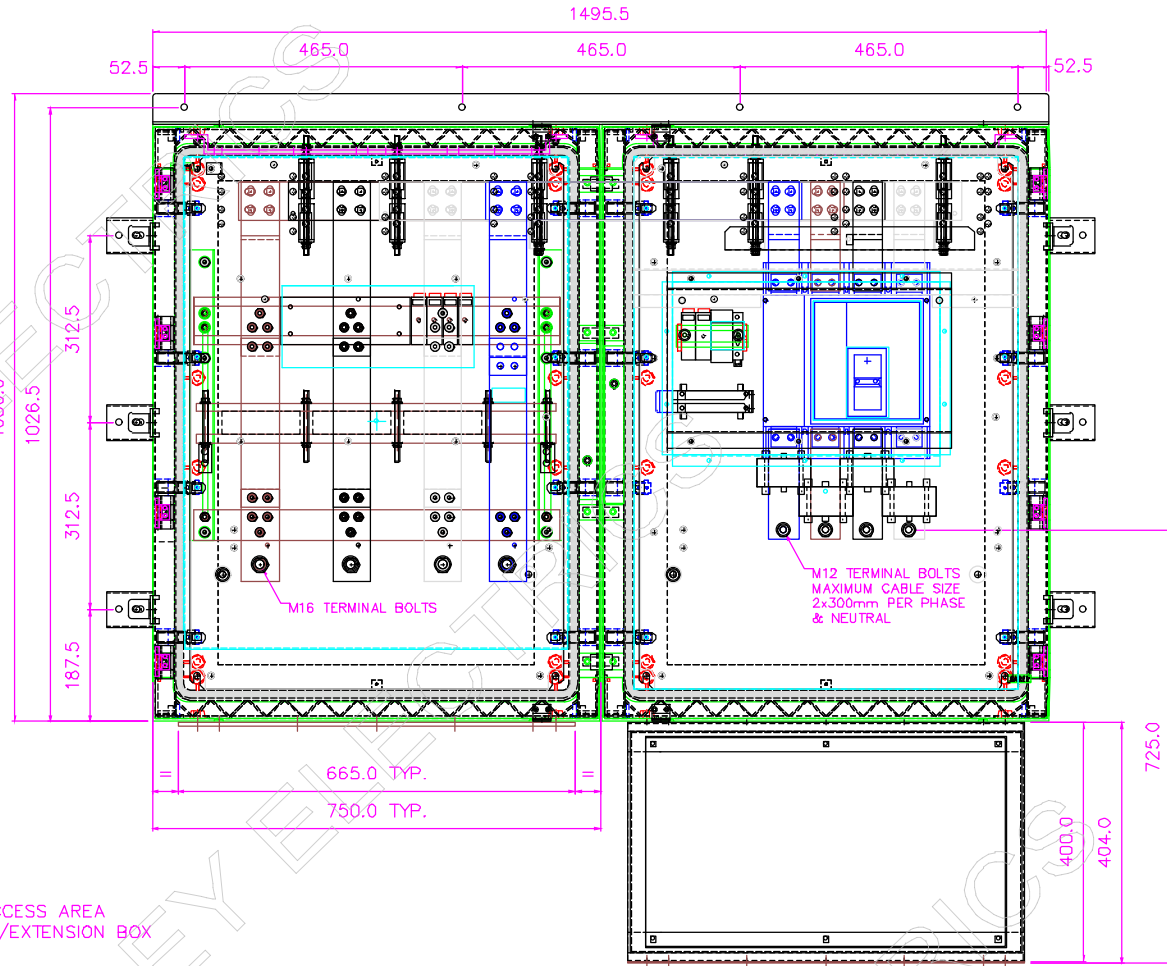


NOTES:
 1. REFER TO SHEET 1 FOR ADDITIONAL ASSEMBLY DETAILS
 2. TYPICAL IP RATING OF ASSEMBLY - IP55

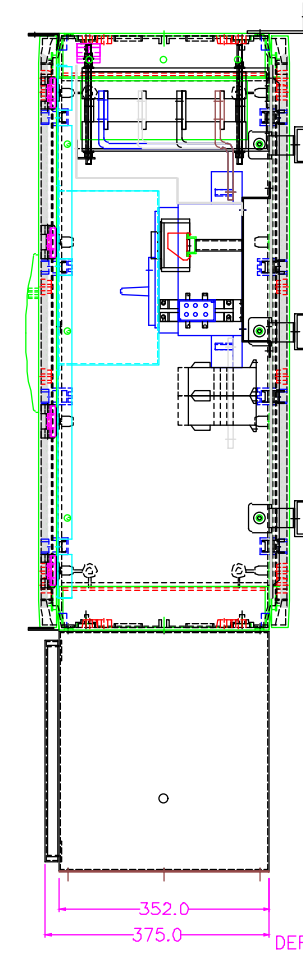
VIEW ON L.H.S



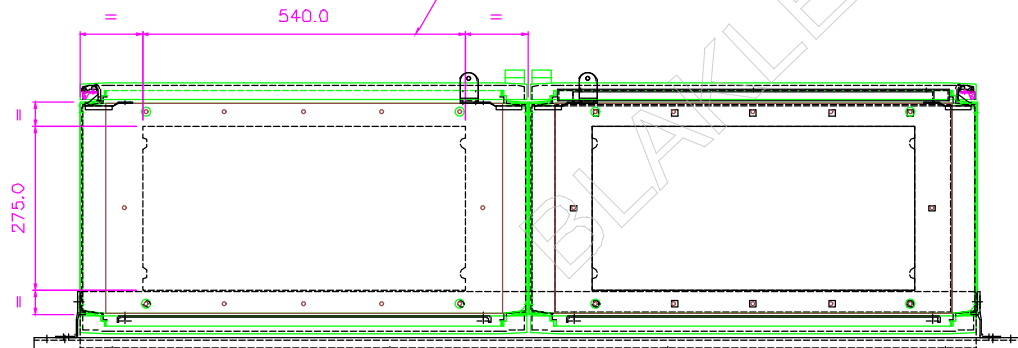
VIEW ON TOP



VIEW ON R.H.S



TYPICAL CABLE ACCESS AREA
FOR GLAND PLATE/EXTENSION BOX



VIEW ON UNDERSIDE

VIEW ON FRONT

REV:	A	B	C	D	E	F	G	H	J	K			
EDR:	5085	5182	5200	5285	5539	5556	6287	6288	6503	6944			
UNLESS OTHERWISE STATED:- ALL DIMENSIONS IN MM. TOLERANCES TO H30052 FIXING STANDARD TO H30051 WIRING STANDARD TO H20051 WELDING STANDARD TO QAI 61.											MATERIAL	SIZE	
DO NOT SCALE THIS DRAWING. IF IN DOUBT, ASK											REF. S030986	COPY ISSUED	
TITLE GENERAL ASSEMBLY CTC/ARC800/LR											ORIGINAL SCALE 1:12	BLAKLEY ELECTRICS LIMITED	
											DATE 25.03.15		DRAWING No. C18839
											DRN. MW	SHEET 2 OF 2	
											CHKD.		
											APPD.		

THIS DRAWING IS THE PROPERTY AND COPYRIGHT OF BLAKLEY ELECTRICS AND MUST NOT, WITHOUT THEIR WRITTEN CONSENT, BE PASSED ON, COPIED, OR USED FOR ANY OTHER PURPOSE.