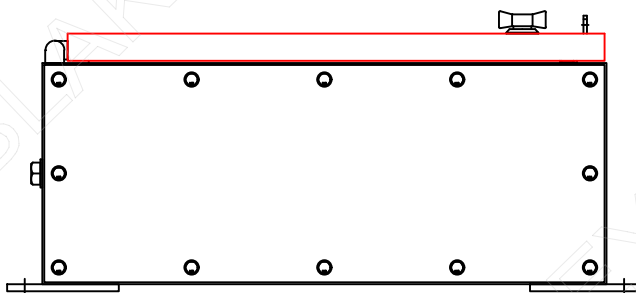
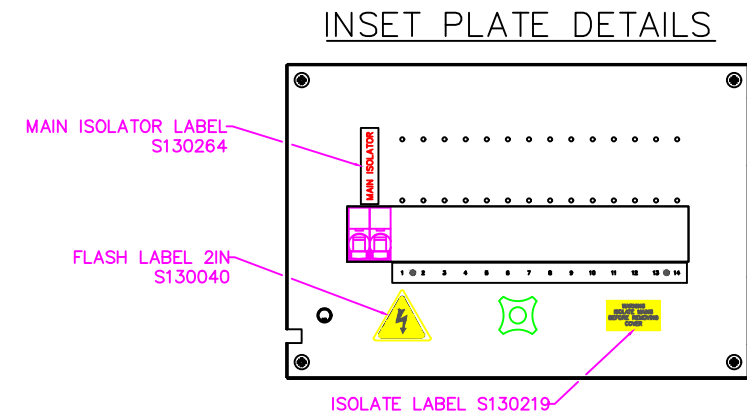
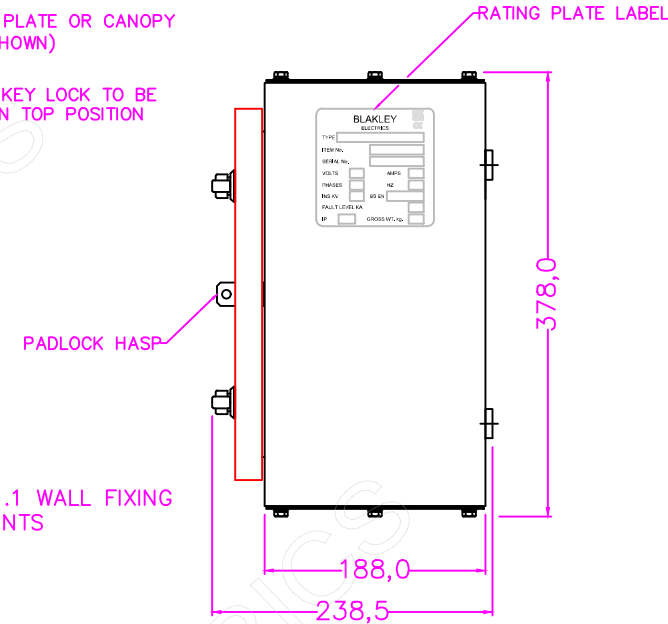
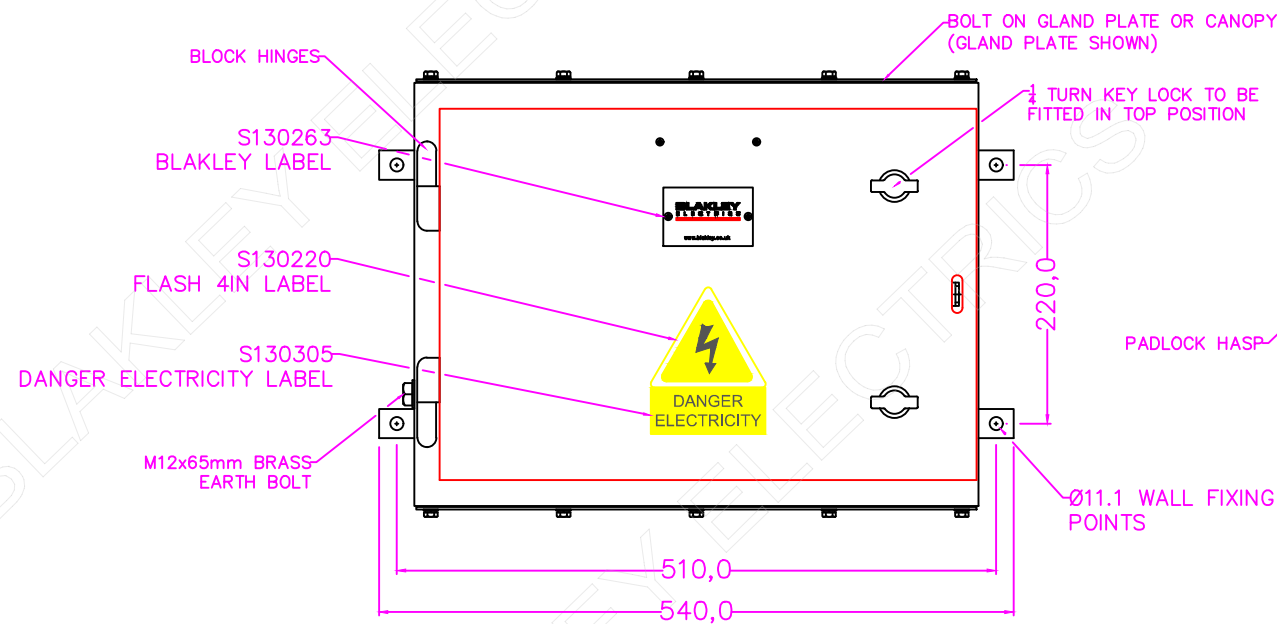


SINGLE PHASE DISTRIBUTION BOARD 14 WAY PAN ASSEMBLY



**CUSTOMER
INFORMATION
COPY**

- NOTES:**
1. INGRESS PROTECTION: IP66
 2. PAINT FINISH: LUL APR APPROVED LIGHT ADMIRALTY GREY BS381C SHADE 697
 3. CABLE ENTRY: TOP & BOTTOM REMOVABLE GLAND PLATES
 4. MAXIMUM CABLE ACCEPTANCE: 50mm RIGID, 35mm FLEXIBLE
 5. CABLING: LSOH BS7211

REV:	-	-	-	-	-	-	-
EDR:	-	-	-	-	-	-	-
UNLESS OTHERWISE STATED:- ALL DIMENSIONS IN MM. EWM REFERS TO ENGINEERING & WORKSHOP MANUAL TOLERANCES TO EWM SECTION 3.1.3 FIXING STD TO EWM APPENDIX D. WIRING STD EWM SECTION 4. WELDING STANDARD TO QAI 061.				MATERIAL MILD STEEL BASED ON			
DO NOT SCALE THIS DRAWING. IF IN DOUBT, ASK				REF. S040512P COPY ISSUED 22 Jun 2023		BLAKLEY ELECTRICS	
TITLE GENERAL ASSEMBLY DB266/I125-2P/ MGPA14/P/LUL				ORIGINAL SCALE 1:6 DATE 02/05/23			
DRN. P.R.		CHKD.		DRAWING No. C37777		REVISION	
APPD.							

THIS DRAWING IS THE PROPERTY AND COPYRIGHT OF BLAKLEY ELECTRICS AND MUST NOT WITHOUT THEIR WRITTEN CONSENT BE PASSED ON, COPIED, OR USED FOR ANY OTHER PURPOSE. THIS COPY IS UNCONTROLLED UNLESS OTHERWISE MARKED.